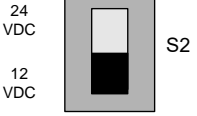


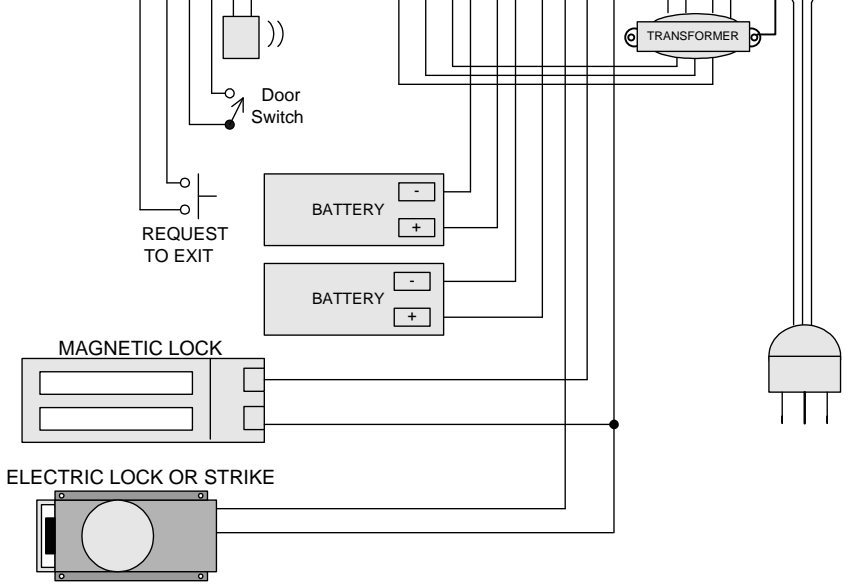
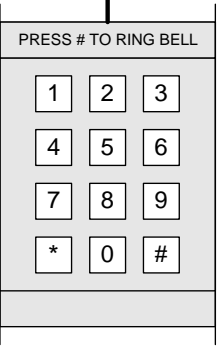
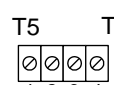
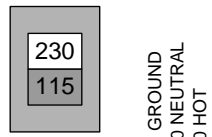
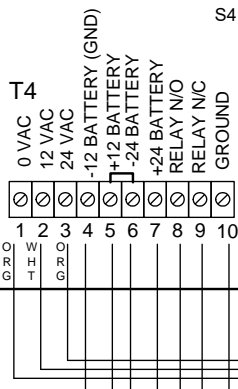
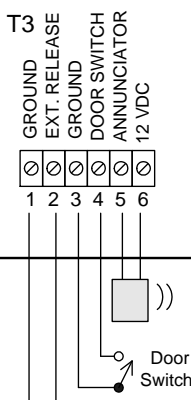
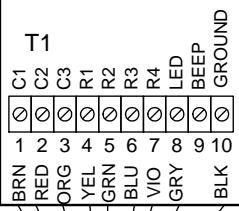
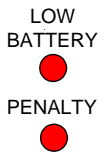
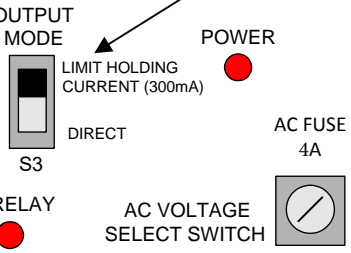
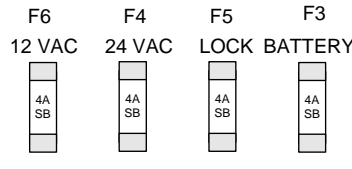
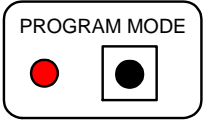
MONITEQ, INC.
 Model CC-8521B
 Tel: 1-800-989-9891
 www.moniteq.com
 NSN 6350-01-462-6968

OUTPUT VOLTAGE



!!! CAUTION !!!
 SET AC VOLTAGE SWITCH
 BEFORE APPLYING POWER

Use this position to prevent
 overheating of BRUTE locks.



PROGRAMMING QUICK GUIDE

Function	Sequence	Range of N	Default
PIN MANAGEMENT FUNCTIONS			
Set Defaults	*00*	N/A	N/A
Delete PIN	*10*	N/A	N/A
Set PIN	*11*N*	3-6 digits	No valid PIN
Penalty Time	*12*N*	5 to 60 (sec.)	5 sec.
Invalid PIN Alarm	*13*N*	0=Off, 1=On	Off
DOOR MANAGEMENT FUNCTIONS			
Open Duration	*20*N*	1 to 60 (sec.)	5 sec.
Anti-Follow	*21*N*	0=Off, 1=On	Off
Door Propped Alarm	*22*N*	1 to 255(sec.)=On,	Off
Delay Time		0=Propped Alarm Off	
Door Propped Alarm	*23*N*	15 to 255(sec.),	Door Closed
Duration		0=Door Closed	
Forced Door Alarm	*24*N*	0=Off, 1=On	Off